



School Zone Speed Enforcement Systems

SLOWING DOWN SAVES LIVES



IA pedestrian hit at 40 mph has a 90% chance of dying — at 30 mph it drops to 50%, and at 20 mph, just 10%



Florida ranks second in the nation for the highest number of pedestrian accidents

2nd




Speed has been involved in 1/2 of all motor vehicle fatalities for the past two decades

1/2



Across the US, pedestrian fatalities have risen 58% between the first half of 2013 and 2023

58%



The purpose of these systems is to educate the public on proper speed usage through our school zones.

Thus far, deployment statistics support positive outcomes.

Pinecrest, FL:

- **Speeding is down over 90%** in enforced school zones.
- **88% of violators** have not received a second citation.


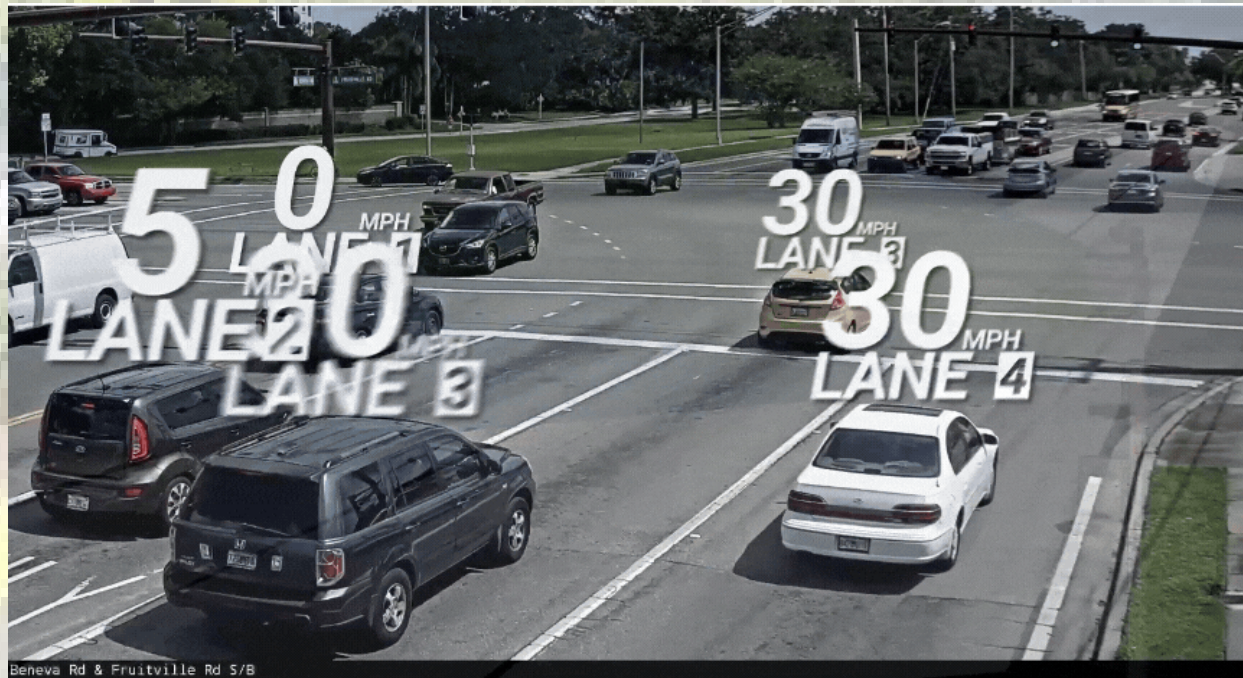
South Miami, FL:

- **Speeding is down 93%** in enforced school zones.
- **95%** of violators are out-of-town commuters speeding through the City.
- **93% of violators** have not received a second citation.

High Springs, FL:

- **Speeding is down 88%** in enforced school zones.
- **94% of violators** have not received a second citation.

This is accomplished using equipment that provides lane-specific tracking.





- Cameras function in all weather and lighting conditions
- Use “No Flash” technology
- Each image provides clear identification with a visible plate and car features

Vehicles are identified utilizing lane-specific, high-resolution video cameras in combination with infrared (IR) illuminators.



e	Time	Speed	Speed Limit	Lane #
24/25	07:33:43 AM	35 MPH	15 MPH	1
Manatee Elementary School , City of Bradenton				



Site Code	Date	Time	Speed	Speed Limit	Lane #
RSFL0219	02/24/25	07:33:43 AM	35 MPH	15 MPH	1
NB 15th St. E @ Manatee Elementary School , City of Bradenton					

HOW SPEED VIOLATIONS ARE CAPTURED



[Violation Details](#)[Privacy Policy](#)[Terms and Conditions](#)[Security](#)

Click on pictures to zoom-in
(new browser window will be opened).

Notice of Violation (N.O.V) Number: 2030500032176074

License Plate Number:

License Plate State: FL

License Plate Type: PASSENGER

Vehicle Make: CHEV

Municipality: Lawley

Violation Location: WB NW County Rd 225 @ Grove St, Lawley

Violation Date: 05/01/24

Violation Time: 11:08 AM

Ordinance Number Violated: 316.183, 316.1896

Recorded Speed: 43 MPH

Posted Speed Limit: 30 MPH

Violation Status: Notice Of Violation

Notice Copy (PDF): [View Notice](#)

Total Amount Due: \$100.00

Respond By Date: 05/30/24

STEP 1 System is triggered when a vehicle going 11 MPH over the active speed limit is identified

STEP 2 Images and video are recorded, identifying offending vehicle with a target marker

STEP 3 Registered owner information and vehicle details are obtained from FLHSMV or NLETS (out of state drivers)

STEP 4 All gathered information is reviewed twice by RedSpeed Operations before being presented to our Sheriff's Traffic Enforcement Officer

STEP 5 The Traffic Enforcement Officer makes a determination if a violation notice should be issued

Speeding Detected

- Vehicle in school zone
- Travelling >11mph over limit

Citation Issued

- \$100 civil penalty
- Supporting video
- Primary video owner
- Not against D/L record

Magistrate Appeal

- County recovers legal costs
- Final civil appeal

Verification (2x)

- School, time, lights
- Speed of Vehicle
- Vehicle and registration

Administrative Review

- Stolen vehicle
- Stolen tag
- Deceased owner
- Other driver/leased

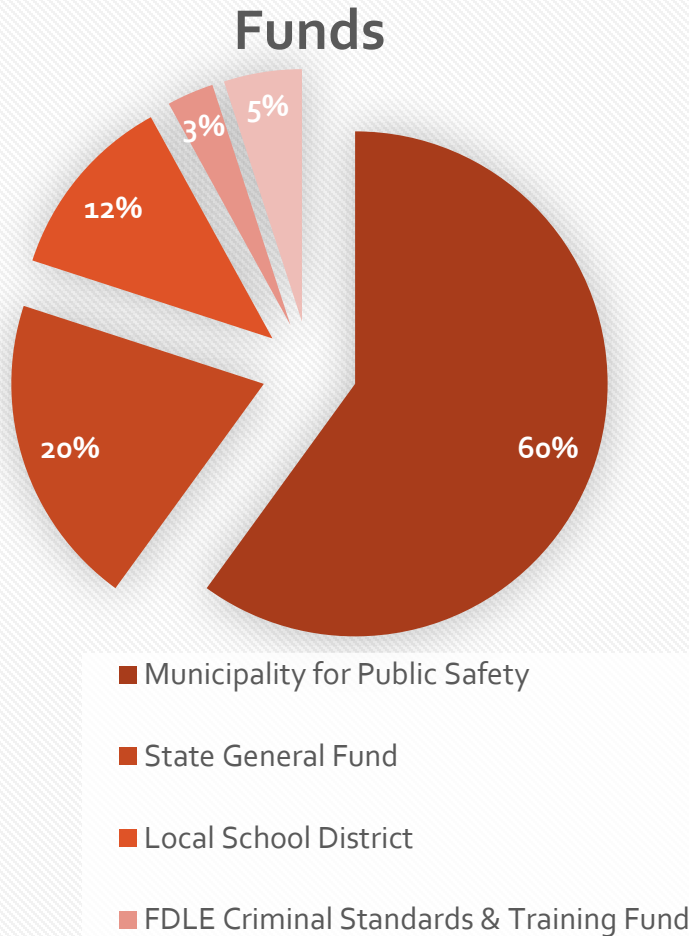
Uniform Traffic Citation

- Registered mail notice
- Fines calculated as UTC
- Possible D/L suspension

CITATION PROCESS

Funds Allocation

Breakdown of \$100 Civil Penalty



\$60 - Local Municipality or County for Public Safety

- RedSpeed System Fee (35% of the \$60)
- \$21 to RedSpeed. \$39 to Municipality

\$20 State General Fund

\$12 Local School Districts

- Security, improve the safety of student walking conditions

\$3 FDLE Criminal Standards & Training Fund

\$5 School Crossing Guard Recruitment & Retention

Charlotte County's System Usage

- **The systems will operate from 30 minutes before a regularly scheduled school breakfast program to 30 minutes after the start of the school day**

and

The systems will operate from 30 minutes before school dismissal to 30 minutes after dismissal.

- **Violators must be traveling 11 mph over the posted school zone speed limit to receive a violation.**
- **All violations are reviewed through a multi-stage verification process before the Traffic Enforcement Officer issues a citation.**
- **A magistrate hearing may be requested if the citation is disputed. Hearings will be held bi-monthly at Charlotte County's Murdock Administration Center, in Room 119.**

Speed Violation Study Data

- A three-day traffic study conducted by RedSpeed for Charlotte County demonstrated that, on average, there are over 200 violations per day.
- The table pictured here provides data captured for the period in many of our school zones.

Schools Studied	Street	Violators 10+ over	Daily Average
Port Charlotte Middle School	Midway Blvd	4,802	1,601
Neil Armstrong Elementary School	Midway Blvd	4,035	1,345
Lemon Bay High School	Placida Rd	2,573	858
Family Christian Academy	Quesada Ave	2,182	727
Deep Creek Elementary School	Rio De Janeiro Ave	2,170	723
Murdock Middle School	Toledo Blade Blvd	1,971	657
Peace River Elementary School/Charlotte Harbor Center	Westchester Blvd	1,697	566
Murdock Middle School	Collingswood Blvd	1,567	522
Family Christian Academy	Forest Nelson Blvd	1,326	442
Charlotte High School	Cooper St	1,253	418
Port Charlotte High School/The Academy	Cochran Blvd	1,079	360
Deep Creek Elementary School	Harbor View Rd	934	311
Liberty Elementary School	Peachland Blvd	813	271
Peace River Elementary School/Charlotte Harbor Center	Beaver Ln	813	271
Liberty Elementary School	Atwater St	692	231
L.A. Aigner Middle School	Spinnaker Blvd	640	213
Kingsway Elementary School	Quasar Blvd	587	196
St. Charles Borromeo Catholic School	Easy St	527	176
Vineland Elementary School	Boundary Blvd	519	173
Neil Armstrong Elementary School	Sheehan Blvd	454	151
East Elementary School	Golf Course Blvd	448	149

Speed Violation Study Data Cont.

Schools Studied	Street	Violators 10+ over	Daily Average
Punta Gorda Middle School	Carmalita St	419	140
Myakka River Elementary School	Coliseum Blvd	389	130
Port Charlotte Adventist School	Loveland Blvd	363	121
Charlotte Preparatory School	Orlando Blvd	356	119
Meadow Park Elementary School	Lakeview Blvd	300	100
Punta Gorda Middle School	Education Ave	226	75
Sallie Jones Elementary School	E McKenzie St	218	73
Myakka River Elementary School	Willmington Blvd	176	59
Babcock Neighnorhood School	Jack Peepless Way	103	34
East Elementary School	Fairway Dr	99	33
St. Charles Borromeo Catholic School	Augusta Ave	66	22
Sallie Jones Elementary School	Narranja St	15	5



Thank you