

# Community Development Block Grant – Disaster Recovery for 2023 & 2024 Storms

July 22<sup>nd</sup>, 2025



CHARLOTTE COUNTY  
FLORIDA

# Introductory Information

- Community Development Block Grant –Disaster Recovery (CDBG-DR) is federally funded but state or locally-administered: After major disasters, HUD allocates funds to states and entitlement communities, which then set up competitive or formula-based programs for local governments.
- Purpose: Supports long-term recovery from disasters by funding unmet needs in housing, infrastructure, economic recovery, and mitigation.
- No match required for CDBG funding.

# Neighboring County Allocations

- When CDBG-DR is allocated 70% of the funding goes directly to the entitlement communities, 30% goes to the State to distribute to the non-entitlement communities.

Recipient	Ian	2023/2024 Storms
Lee	\$ 1,107,881,000.00	\$ 100,683,000.00
Sarasota	\$ 201,500,000.00	\$ 210,094,000.00
Manatee	\$ -	\$ 252,711,000.00
Hillsborough	\$ -	\$ 709,324,000.00
Pinellas	\$ -	\$ 813,783,000.00
Orange	\$ 219,712,000.00	\$ 33,357,000.00
Volusia	\$ 328,910,000.00	\$ 133,515,000.00
Florida	\$ 910,624,000.00	\$ 925,394,000.00



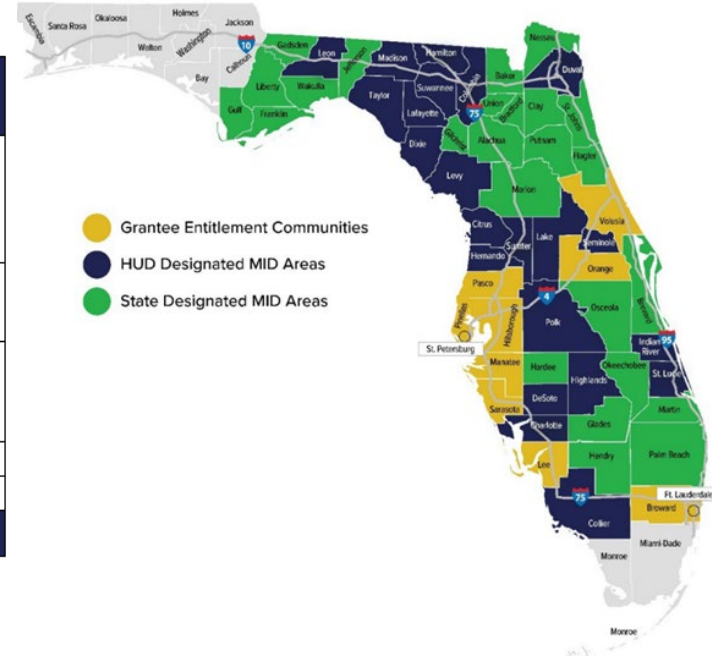
## Charlotte County Urban Qualification (Entitlement Status)

- Deliverables submitted to HUD on 6/20/2025.
- HUD has 45 days to process.
- Entitlement period starts October 1<sup>st</sup>, 2025.
- Direct Disaster Recovery Allocations are based on entitlement status at time of storm, not time of congressional appropriation.

# Funding Distribution

Table 35: Program Budget


	Program	Budget	HUD identified MID Budget	Grantee identified MID budget	% of Allocation	Maximum Award	National Objective
Housing	Housing Repair and Replacement Program	\$434,124,300	\$347,299,440	\$86,824,860	46.91%	\$350,000	LMI, UN
	Infrastructure Repair Program	\$400,000,000	\$320,000,000	\$80,000,000	43.22%	\$100,000,000	LMI, UN
Infrastructure	Hazard Mitigation Grant Match Program	\$25,000,000	\$20,000,000	\$5,000,000	2.70%	\$10,000,000	LMI, UN
	Admin	\$46,269,700	\$37,015,760	\$9,253,940	5.00%	N/A	N/A
	Planning	\$20,000,000	\$16,000,000	\$4,000,000	2.16%	N/A	N/A
	Total	\$925,394,000	\$740,315,200	\$185,078,800	100%		



# Disaster Recovery vs. Mitigation

- **Disaster Recovery (CDBG-DR Core Funds) between \$245 million and \$283 million available.**
- **Must have a tie-back** to damages or unmet needs from the specific presidentially declared disaster (Hurricanes Idalia, Debby, Helene, or Milton).
- Eligible uses: repair/replacement of infrastructure.
- Examples: Upgrading a Wastewater Plant Capacity if it reached or exceeded capacity from inflow and infiltration.
- Replacing a Fire Station that received ANY damage (no matter how small).
- Building a shelter if we can document a lack of shelter space being an issue during last storm.
- Elevating a roadway that flooded or expanding it with better drainage.
- **Primary goal:** Restore what was lost or damaged.
  
- **Mitigation (15% Set-Aside in CDBG-DR) between \$37 million and \$75 million available.**
- **No storm tie-back required.**
- Funds can be used to reduce future risk from natural disasters.
- Can include upgrades or improvements (e.g., upsizing culverts, elevating infrastructure, building new resilient systems).
- **Goal:** Make communities stronger against future events, even unrelated ones.

# Timeline



- March 2025** • FloridaCommerce held a public input meeting.
- April 2025** • Met with agency representatives to discuss potential projects.
- May–June 2025** • Began meeting with internal stakeholders to identify projects  
Began creating supporting documentation for proposed projects
- July 2025** • Grant application period opens
- September 2025** • Grant application period closes
- January 2026** • Selected projects are announced
- February 2026** • Grant agreements are executed
- April 2026** • NEPA environmental reviews are conducted
- Summer 2026** • Funded projects begin implementation

# Construction Requirements

- Administrative Requirements (policies, website, fair housing activities, complaint tracking).
  - Must be bid twice if first bid does not receive 3 bids.
  - National Environmental Policy Act review.
  - Davis-Bacon.
  - Section 3 Workers.
  - Quarterly and Monthly Reports.
  - Monthly meetings with FloridaCommerce.
- 
- 5% of the total funding can be used for staffing to comply with and manage grants.





# Eligible Projects

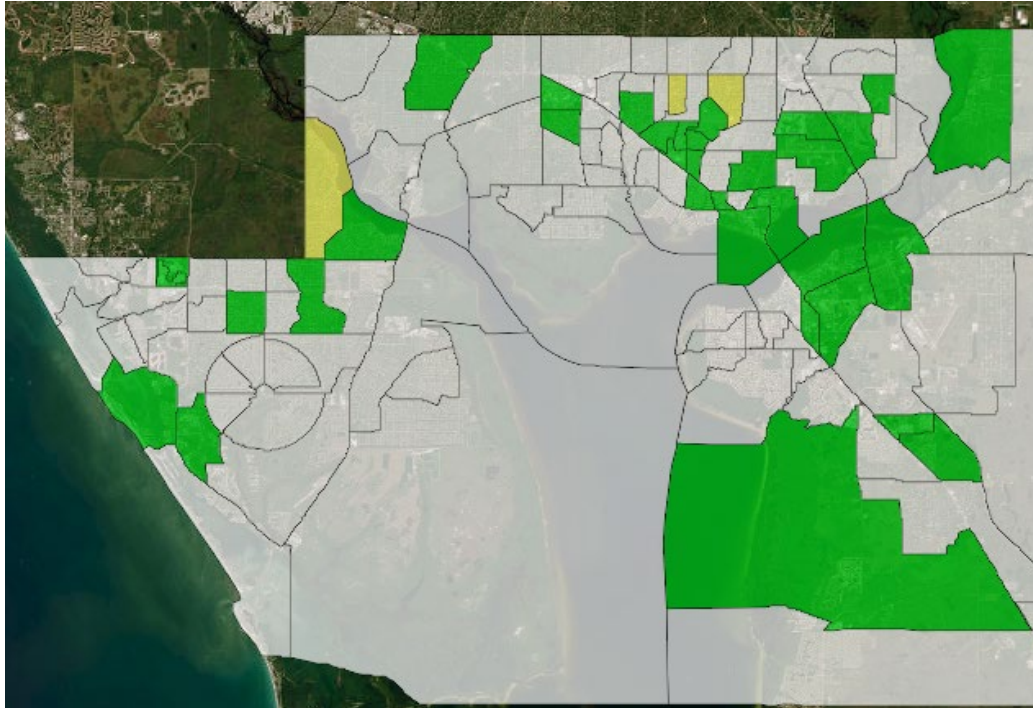
- Projects must tie back to a qualifying 2023 or 2024 storm (Idalia, Debby, Helene, Milton, or the North FL tornadoes).
- Must benefit low- and moderate-income (LMI) populations or meet the Urgent Need national objective.
- Examples of eligible infrastructure activities include:
  - Restoration of roads, bridges, drainage, water and wastewater facilities
  - Projects that support LMI housing
  - Flood and stormwater mitigation infrastructure
  - Projects that protect LMI residents
  - Public facilities impacted by the disaster
  - Projects that promote long-term resilience

# Eligible Planning Projects




- Planning activities to develop hazard mitigation plans or updates
- Resilience planning and integration into capital improvement plans
- Regional planning for housing, infrastructure, and economic revitalization
- Planning to reduce risks to vulnerable populations
- Code studies and updates to promote hazard-resistant building practices
- Studies that support resilient land use, development practices, and zoning

Projects need to be of County wide benefit or be located in/or serve the below Census blocks.



[Link to map](#)



# Infrastructure Grant Scoring

Table 39: IRP Application Criteria

Criteria	Relative Importance
Demographic need (low-to-moderate income)	High
Homeless shelters or facilities serving as emergency shelters	Medium
Stormwater infrastructure	Medium
Number of FEMA IA/PA Categories A-G declarations	Medium
Project located within a fiscally constrained county as defined by FS § 218.67(1)	Medium
Project impact	Medium
Design Plans Completed	Medium
Special designation	Low

#	Project	Project Request (No Match)	Admin (5%)	Total with Admin
	<b>Utilities</b>			
1	Westport Water Reclamation Facility Expansion	\$20,000,000	\$1,000,000.00	\$21,000,000
2	Rotonda Injection Well Installation	\$20,000,000	\$1,000,000.00	\$21,000,000
	<b>Public Works</b>			
3	Harborview Road Phase I	\$20,000,000	\$1,000,000.00	\$21,000,000
4	Harborview Road Phase II	\$20,000,000	\$1,000,000.00	\$21,000,000
5	Deep Creek Pipe Relining A	\$2,330,000	\$116,500.00	\$2,446,500
6	Deep Creek Pipe Relining B	\$1,580,000	\$79,000.00	\$1,659,000
7	Greater Port Charlotte Pipe Relining	\$3,000,000	\$150,000.00	\$3,150,000
8	Lemon Bay & Gulf Cove Pipe Relining	\$790,000	\$39,500.00	\$829,500
9	Railroad Crossings Storm Water Culverts	\$750,000	\$37,500.00	\$787,500
	<b>Facilities</b>			
10	Loveland Stormwater Improvements	\$20,000,000	\$1,000,000.00	\$21,000,000
11	Fire Station 4 Replacement	\$10,000,000	\$500,000.00	\$10,500,000
12	Bachman Tract Stormwater	\$10,000,000	\$500,000.00	\$10,500,000
13	Hardened Restroom and Pavilion Replacements at Higgs & Bay Heights	\$1,500,000	\$75,000.00	\$1,575,000
	<b>Community Services</b>			
14	Community Resiliency CPTED Outreach and Pak Upgrades	\$1,180,000	\$59,000.00	\$1,239,000
15	Parks Resiliency Master Plan	\$1,000,000	\$50,000.00	\$1,050,000
	<b>Public Safety</b>			
16	Emergency Communication System Upgrades	\$3,500,000	\$175,000.00	\$3,675,000
	<b>Water Quality</b>			
17	Stormwater Model	\$2,500,000	\$125,000.00	\$2,625,000
	<b>Total</b>	<b>\$138,130,000</b>	<b>\$6,906,500.00</b>	<b>\$145,036,500</b>

# Proposed Projects

# Hazard Mitigation Grant Program Match

- Not all HMGP projects are eligible. Safe rooms that will be used as office space during blue skies and equipment (portable generators) are ineligible.

**Table 40: HMGMP Scoring Criteria**

Criteria	Relative Importance
Demographic need (low-to-moderate income)	High
Project located within a fiscally constrained county as defined by FS § 218.67(1)	High
Leverage of additional resources	Medium
Homeless shelters or facilities serving as emergency shelters	Medium
Stormwater infrastructure	Medium
Project impact	Medium

# Proposed HMGP Match Projects

	HMGP Match	CDBG Match (25%)	HMGP Share (75%)	Total Project Cost with CDBG Admin Admin	
	Idalia				
1	Eastport Emergency Support Lift Station Generators (4)	\$149,742	\$449,226	\$7,487.10	\$606,455.10
2	Eastport Shelter Lift Station Generators	\$115,806.59	\$347,419.76	\$5,790.33	\$469,016.68
	Debby				
3	Hardening of Westport and Rotonda Wastewater Treatment Plants Operations Buildings	\$190,500	\$571,500	\$9,525.00	\$771,525
	Milton				
4	Punta Gorda Library Floodproofing	\$68,250	\$273,000	\$3,412.50	\$344,662.50
5	Event Center Floodproofing	\$27,300	\$81,900	\$1,365.00	\$110,565
	Helene				
6	Rotonda Water Reclamation Facility (WRF) Emergency Generator Replacement	\$566,470	\$1,699,411	\$28,323.50	\$2,294,204.50
7	West Port Water Reclamation Facility (WRF) Emergency Generator Replacement	\$383,777.75	\$1,151,333.25	\$19,188.89	\$1,554,299.89
	Total Match	\$3,506,048.59	\$10,518,145.76	\$175,302.43	\$14,199,496.78

# Next Steps

- We are requesting permission to move forward with the proposed projects.
- Requesting a Resolution for delegation to the County Administrator for signature on the applications.



# Questions, Comments, Concerns, or Discussion?

